

How It Works - Combined Nurse Call + Evac

When a nurse call is triggered from the combined unit, workers will be sent the location of the emergency based on the name of the device (e.g. Level 4, South stairwell).



1) The nurse call alert is sent by pressing the CALL button



2) The alert is sent to the TCU and optional notifications sent to nominated personnel who can ACCEPT or DECLINE

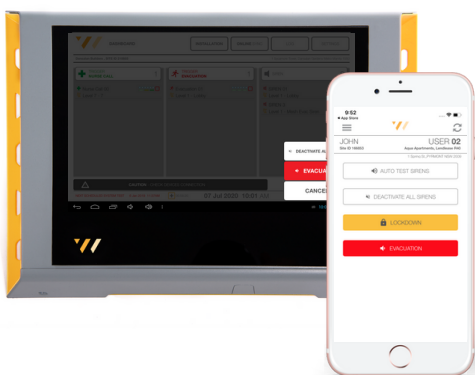


3) On the triggering device, the SENT and RECEIVED lights indicate help is on the way

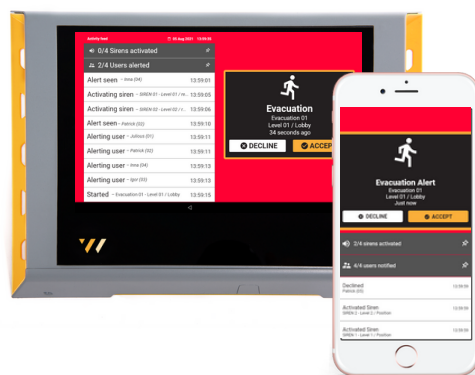


4) The alert ends once someone responds or the CANCEL button is pressed

When an evacuation alert is triggered (either from the control panel, app, or via an evac trigger) management can select full or partial sirens and send evacuation messages via the app.



1) An evacuation alert is triggered by the smartphone app (nominated user) or from the TCU

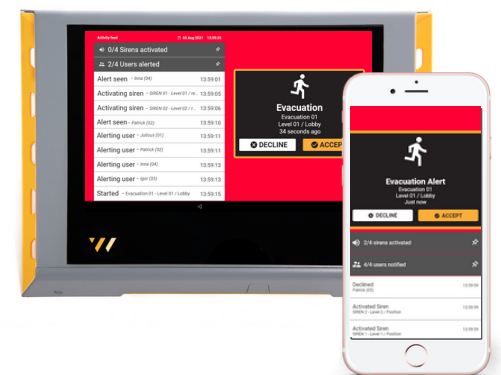


2) Evacuation signal is sent to nominated personnel for optional approval OR automatically pushed out to the rest of the system



3) Full or partial sirens in the system activate, and the light on the compact device flashes

Nominated workers are also notified by smartphone all and SMS



4) The evacuation is ended by the TCU or app

The event is captured in the daily report as a test or evacuation for analysis at a later date